

①

TITLE: PASSANGER 'LET HER GO'

T A B

INTRO RIFF

COUNT → 3 + 4 +

CAPO 7th

CAPO 7th

THUMB →

Hammer ON ←

Hammer ON

1st fret

(6+3) (4+2) 6 3 4 1 6 3 4 2 (6+2) 1 2 2

→ 1 + 2 + 3 + 4 + 1 + 2 + 3 + 4 +

Count

2

TITLE: PASSENGER 'LET HER GO'




— INTRO —

Am

Am

G

G



(5+3) (4+2) 5 3 (4+2+1)

1 + 2 + 3 + 4 +

(6+3+2) 4 3

1 + 2 +

(6+2) 1 2 (2)

3 + 4 +

Count

3

TITLE: PASSENGER (LET HER GO)

— INTRO —

Four guitar fretboard diagrams illustrating the 'Intro' sequence for the song 'Passenger (Let Her Go)'. Each diagram shows a capo on the 6th fret.

- Diagram 1:** Capo on 6th fret. Barre on 6th fret. Notes on strings 1 and 2. Fingering: $(6+3) (4+2)$ 1 + 2 + 3 + 4 +.
- Diagram 2:** Capo on 6th fret. Barre on 6th fret. Notes on strings 1 and 2. A hammer-on arrow points from the 1st string to the 2nd string. Fingering: 6 3 4 2.
- Diagram 3:** Capo on 6th fret. Barre on 6th fret. Notes on strings 1 and 2. A pull-off arrow points from the 2nd string to the 1st string. Fingering: $(6+1) 4 3$ Pull OFF OPEN.
- Diagram 4:** Capo on 6th fret. Barre on 6th fret. Notes on strings 1 and 2. An arrow points to the 2nd string with the note '2' circled, labeled 'Add 4th Finger'. Fingering: $(6+2) (2) 4 1$ Add 4th Finger +.

TITLE: PASSENGER 'LET HER GO'

— INTRO —

